




modello	tipo	materiale	colore	misure (cm)	lampadine	codice
Stone of Glass						
 dimmer ✱	tavolo	vetro	opalino	H=20 L=45x30	1 x max 150W(E27)	204
 dimmer ✱	tavolo	vetro	opalino	H=17 L=33x23	1 x max 75W(E27)	203
 ✱	tavolo	vetro	opalino	H=12 L=22x15	1 x max 60W(E27)	202



www.unicalighting.com
1-888-89-UNICA

SOSTITUZIONE DELLA LAMPADINA REPLACEMENT OF THE BULB REMISE BE L'AMPOULE ERSATZ DER LAMPE

O luce s.r.l.

via Cavour, 52 - 20098 San Giuliano Milanese (MI) - Italia
tel. ++39 (0)2 9849 1435 fax. ++39 (0)2 9849 0779
http://www.oluca.com - email: info@oluca.com

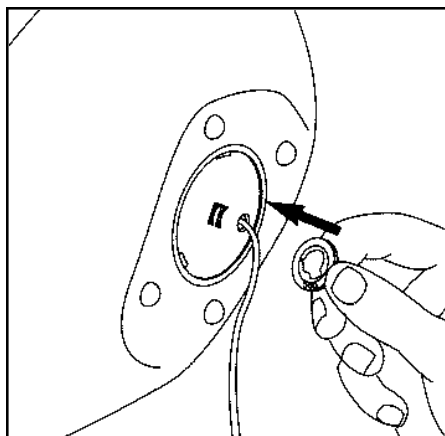


fig. 1

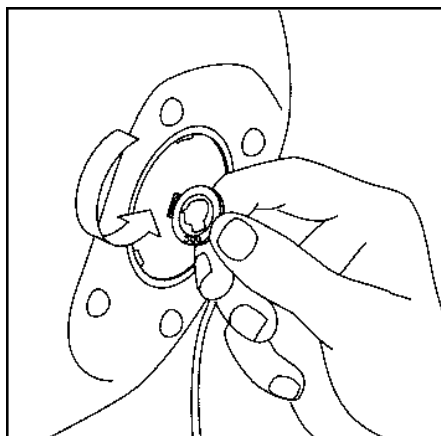


fig. 2

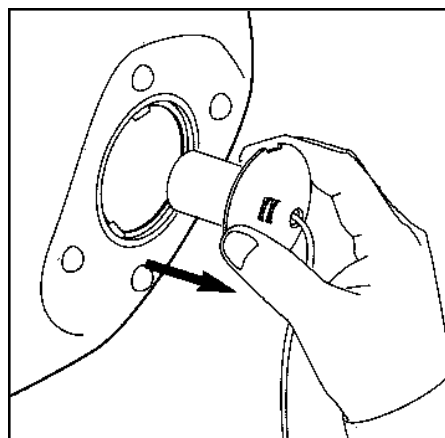


fig. 3

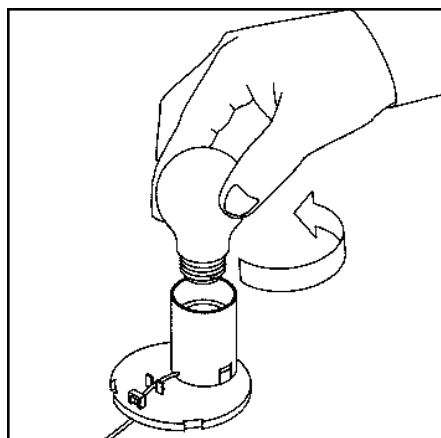


fig. 4

202

1 x 60 W (E27)

h = 12 cm l = 22x15 cm sferica

203

1 x 75 W (E27)

h = 17 cm l = 33x23 cm dimmer

204

1 x 150 W (E27)

h = 20 cm l = 45x30 cm sferica

Per la sicurezza elettrica ed il corretto montaggio della lampada seguire la sequenza delle immagini. **Disinserire la rete di alimentazione prima di intervenire sulla lampada.** Per pulire la lampada non usare detergenti abrasivi.

For electrical safety and a correct lamp assembly, follow the sequence of the pictures. **Cut off the electrical current before any intervention on the lamp.** Do not use abrasive detergents when cleaning the lamp.

Pour la sécurité électrique et un montage correct de la lampe, suivre la séquence des images. **Débrancher le courant électrique avant d'intervenir sur la lampe.** Ne pas employer de détergents abrasifs pour nettoyer la lampe.

Zwecks der elektrischen Sicherheit und zur korrekten Montage, die Reihenfolge der Abbildungen verfolgen. **Vor Handhabung der Lampe, elektrischen Strom ausschalten.** Keine ätzenden Reinigungsmittel zum Säubern der Lampe verwenden.



Apparecchio omologato in classe II, con cablaggio adoppio isolamento.

Class II certified equipment, with double insulated wiring.

Appareil homologué en Classe II, avec câblage à double isolation.

In Klasse II zugelassene Apparate mit doppelt isolierter Verkabelung.